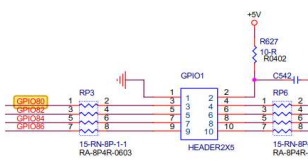
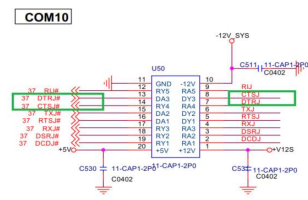
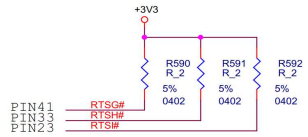


2018/6/15	16MB BIOS , First Release for Bring Up	
2018/6/16	Change to 8MB , First Release for Bring Up	
2018/6/19	1. EE Reported : Already Bring Up and Displayed 2. No Speaker 3. No LPC Post Code	Checked : RESERVE_PAGE_ROUTE = LPC
2018/6/20	Release BIOS : SZPRJM01.bin 1. Adjust IRQ 2. Adjust LPC Decode	
2018/6/21	EE Reported : 每次开机启动都进入setup 每次无法启动，我做了一个启动U盘，进不了DOS界面	
2018/6/22	EE Reported : 拆设备时代码停在F2，时间很久 Release [SZPRJM02] EE Reported : sata接口没有问题了，是设备的问题 EE Reported : 网卡只能抓到一个	
2018/6/25	Receive motherboard (no debug card) base on SZPRJM03 1. 2 LAN detection normally (under DOS RU) 2. USB Boot Normally 3. SATA detection normally 4. Legacy Windows 10 x64(1607) Installation normally Release [SZPRJM04]	EE Issue List : (validate with SZPRJM03) 1. 每次開機或重啟都會進入 BIOS Setup : can not duplicated , no problem 2. 開機前有接 USB Stick , 會無法開機 : can not duplicated , no problem 3. SATA1 & SATA2 都接著 , 可能會無法正常抓到 HDD : can not duplicated , no problem 4. 進入 OS 後 , COM3 響噪號 , 有時抓不到 COM7~COM10 : issue duplicated , Fixed in SZPRJM04 5. 兩個 LAN 在 OS 下無法正常工作 , 且在 OS 下只能抓到一個 : 2 LAN detection normally under OS , 但接上 cable 並沒有偵測到有 cable , Device 沒有響噪號 , Resource正常 , 建議 HW 檢查一下 線路圖錯誤(1) 1. F81216D PIN 41 線路上是 PULL UP , 但硬體實際上是 PULL DOWN 2. F81216D PIN 23 線路上是 PULL UP , 但硬體實際上是 PULL DOWN 以上兩點導致 F81216D Index/Data/Entry/Value 在 SZPRJM03 BIOS Porting 錯誤 (調整後上述 Issue4 解決) 線路圖錯誤(2) 1. COM10 Level Shift 設計可能有錯誤
2018/6/26	Base on SZPRJM04 1. Burn-in Test Overnight , PASS (only COM10 error) Release [SZPRJM05] 1. Support F81866 LPT 2. Switch LPT or DIO according to BIOS Setup Option 3. Enable POST Beep	線路圖錯誤(3) 1. 硬體上沒有 GPIO1 的 pin header 2. 硬體上有 LPT1 但線路圖中沒有 EE confirmed : Ray 手上的板子 LAN 需要 re-work , 且在 EE 端已驗證功能正常。 EE feedback , Spec. Change / F81866 DIO -> LPT and need BIOS Option to switch Multi-function
2018/6/29	Release [SZPRJM06] 1. Support F81866 Smart FAN (舊來的FAN只有3PIN，我這邊無法驗證) 2. F81866 H/W Monitor Porting	EE Reported : 1. LPT IRQ Fail (wait for cable & loopback) 2. 还同时附有一张DOS引导光盘，因为在测试中发现，在用光盘引导进入DOS过程中，无法正常加载光驱驱动，以致于启动进DOS后无法读取光盘里的文件。（我们的客户经常需要用光盘引导进入DOS，并使用光盘里的GHOST系统镜像文件）



BurnInTest V6.1 Pro (100%)				
File Edit Configuration Test Quick Tests Help				
Stop BIT				
on: Burn In Results Event Log Temperature				
SKTOP-66G12UL				
on file: LastUsed.batchg				
Status: RUNNING				
Start time: Tue Oct 24 23:22:33 2017 Stop time: -				
Duration: 01h 30m 11s				
Test Name	Cycle	Operations	Errors	Last Error Description
2D Graphics	12103	762521	0	No errors
3D Graphics	2	63653	0	No errors
CPU	2550	54,692 Trillion	0	No errors
Memory (RAM)	171	2,156 Trillion	0	No errors
Serial Port 1	740	513 Million	0	No errors
Serial Port 10	3507	2,125 Million	3508	COM port Clear To Send (CTS) line stuck low
Serial Port 2	738	510 Million	0	No errors
Serial Port 3	733	506 Million	0	No errors
Serial Port 4	732	506 Million	0	No errors
Serial Port 5	732	506 Million	0	No errors
Serial Port 6	731	505 Million	0	No errors
Serial Port 7	722	499 Million	0	No errors
Serial Port 8	720	498 Million	0	No errors
Serial Port 9	718	496 Million	0	No errors
Temperature	-	-	0	No errors